

## Introduction




If you are aged between 11 and 15 and want to take **A2 Key for Schools**, this book is for you!



This book is called '**Trainer**' because it's full of exercises to help you to get better and better at doing each part of **A2 Key for Schools**.

So, complete all the exercises then do all the practice papers! If you train and work hard, you will soon be ready to take **A2 Key for Schools**!



First, do the exercises on each **Training** page and read the tips and advice. Then do the task on the **Exam Practice** page and check your answers.

## On Training pages you will find:



### Cambridge Learner Corpus

This shows information about mistakes that some **A2 Key** candidates make. If you do these useful exercises, you will learn not to make these mistakes when you do **A2 Key for Schools!**



These are ideas to help you do well in the exam. For example: *Read the whole text. Try to understand what it says and why it was written.*

### Remember

These are quick reminders about grammar points or vocabulary that you should learn. For example: *We use **is** with uncountable nouns, e.g. **air, money**.*

## On Exam Practice pages, you will find:

- an **A2 Key for Schools exam task** for you to try and complete
- further **tips** and **advice** to help you with different parts of the task

## Tests 3, 4, 5 and 6:

When you finish Tests 1 and 2, you will be ready to do complete **A2 Key for Schools practice tests**.

Tests 3, 4, 5 and 6 are just like real **A2 Key for Schools** Reading and Writing, Listening and Speaking papers. Doing these tests will help you even more to prepare for the exam.

Keep a record of your scores as you do the tests. You may find that your scores are good in some parts of the test, but you may need to practise other parts more. Make simple tables like this to help record your scores:

## Paper 3 Listening

	Part 1	Part 2	Part 3	Part 4	Part 5
Test 3					
Test 4					
Test 5					
Test 6					

## Other features of the A2 Key for Schools Trainer

- **Visual material**

In the Speaking test, the examiner will give you some visual materials. The visual material on pages 157–158 will help you practise and become familiar with the type of information you will be given and help you increase your confidence.

- **Sample answer sheets**

Look at these to see what the **A2 Key for Schools** answer sheets in the test look like and learn how to complete them. Ask your teacher to photocopy them so that you can use them when you do practice tests.

- **Downloadable audio online**

Listen to these to practise the Listening paper. You will also need to listen to these to complete some of the Speaking Training exercises and to hear a demonstration of each part of the Speaking paper.

## The Structure of the A2 Key for Schools exam

The **A2 Key for Schools** exam has three papers:

### **Reading and Writing: 1 hour**

You will need to be able to read and understand simple information that you might see on signs or read in brochures, newspaper or magazine articles. You will also have to choose words to fill gaps in a text and complete a text with your own words. You will have to write an email that is a minimum of 25 words and a short story about three sequenced pictures of 35 words or more.

### **Listening: 30 minutes**

You will need to be able to listen to and understand people who are talking together or people who are giving information about something. You will have to choose or write answers to questions which are about what these people say. Don't worry! The people talk very clearly and they don't talk fast!

### **Speaking: 8–10 minutes (13–15 minutes for three candidates)**

You will need to be able to listen to and understand what the examiner is saying. You will have to answer some simple questions about yourself. You will also be given some pictures to look at and a question to talk about. You will talk about the pictures with another candidate and the examiner. You will then answer some more questions about the topic. You usually take the Speaking test with just one other candidate, but sometimes candidates take the Speaking test in groups of three.

### Frequently asked questions:



Is my English good enough for  
*A2 Key for Schools*?

The level of the tests is Council of Europe Level A2. At A2 level, *Key* students can:

- understand simple instructions and questions
- write, talk or ask about simple information, opinions or ideas
- complete forms
- write short, simple letters, messages or emails about personal information.

For more information on ‘Can Do’ statements go to:

<https://www.cambridgeenglish.org/exams-and-tests/cefr>

Note that some candidates might be better than others (at speaking or writing, for example), but still get the same final **A2 Key for Schools** grade. The A2 ‘Can Do’ statements therefore help teachers to understand what **A2 Key** candidates should generally be able to do at this level.

What grade do I need to get to pass  
*A2 Key for Schools*?



There are four passing grades for **A2 Key for Schools**: Pass at Grade A, Pass at Grade B, Pass at Grade C and Level A1. Candidates who don’t get a passing grade but show that they have ability in English at a slightly lower level (Council of Europe Level A1) get level A1 on their certificate. Candidates who take *Key* and score between 82 and 99 on the Cambridge English Scale do not receive a result, CEFR level or certificate.

This information is included on your Statement of Results.



What marks do I need to pass each paper, and to pass the exam?

Candidates do not have to get a certain mark to pass each section of the test. The final mark for **A2 Key for Schools** is the total number of marks from all three papers: Reading and Writing, Listening and Speaking. There are an equal number of possible marks for each paper in **A2 Key for Schools**. You will receive a Statement of results which gives you your Overall score and Individual scores for each of the skills.

Is A2 Key for Schools suitable for candidates of any age?



**A2 Key for Schools** is more suitable for students who are at school and aged from 11 to 15. To make sure that the material is not too difficult or too easy for this age group, all the parts of the Reading and Writing and Listening papers are pre-tested. This means that different groups of students try each part of the tests first. The parts will then only be used in real exams if the results of the tests show they are suitable for candidates who want to take **A2 Key for Schools**.



Can I use pens and pencils?

In **A2 Key** and **A2 Key for Schools**, candidates must use **pencil** in all papers.

What happens if I don't have enough time to finish writing?



You can only be given marks for what you write on your answer sheets, so if you cannot complete this, you will lose marks. Watch the clock, plan your time carefully and do not waste time by writing answers on other pieces of paper first. If you want to change an answer, just rub it out, write your correct answer then quickly move to the next question.

If I write in capital letters, will this affect my score?



No. You do not lose marks for writing in capital letters in **A2 Key for Schools**. Whether you choose to use capital letters or not, you should always make sure that your handwriting is clear and easy to read. Remember that the examiners can't mark a piece of writing that they can't read!

# Training Test 1

# Reading and Writing Part 1

**In this part, you:**

- **read** six messages, notes or emails
- **answer** a multiple-choice question about each text

**VOCABULARY: NUMBERS, SIZES AND COSTS**

**1 Match the questions 1–5 with answers a–e.**

- |  |   |
|--|---|
| 1 How heavy is an egg?                         | a Between 14 and 16 degrees centigrade.   |
| 2 How long was the film?                       | b No more than sixty kilometres per hour. |
| 3 How much milk do we need?                    | c It's about sixty grammes.               |
| 4 How fast can you drive on this road?         | d Two and a half hours.                   |
| 5 What's the temperature going to be tomorrow? | e Just a litre.                           |

**2 Read the questions and complete the answers using information in the box.**

km/h    L    cm    kg    C

- How long does your hair grow each year? Between 12 and 18 .....
- How much blood is there in an adult's body? About 5 .....
- How much do babies weigh at birth? Usually about 3.5 .....
- How fast can the world's fastest man run? Just under 44 .....
- What temperature is the human body? Usually about 37° .....

**3 Write the times from the shortest to the longest.**

~~one second~~    25 minutes    an hour and a half    ten seconds  
 quarter of an hour    half a year    eight months    a year  
 a week    11 days

- |                           |         |         |
|---------------------------|---------|---------|
| 1 <i>one second</i> ..... | 4 ..... | 7 ..... |
| 2 .....                   | 5 ..... | 8 ..... |
| 3 .....                   | 6 ..... | 9 ..... |

**TIP** It's important to understand numbers and quantities. But don't worry! You won't have to do any maths in the test!

**4** Cross out the words in italics that are wrong, then write them in the correct place in sentences 1–6.



- 1 Most horses can run at about ~~88 days~~ *50 kilometres an hour*.
- 2 One year on the planet Mercury lasts just ~~50 kilometres an hour~~ *88 days*.
- 3 A litre of water weighs exactly *86,400 seconds*.
- 4 The moon is about *one kilogram* from the earth.
- 5 In one day, there are *57 degrees centigrade*. This is the same as *380,000 kilometres*.
- 6 On July 10, 1913, the temperature in Death Valley, USA, was *1,440 minutes*.

**5** Look at the set of words in 1–4. Which one is different in each set?

*Example: black grey red (happy) purple yellow*  
*Happy is different. All the other words are colour words except for happy.*

- 1 penny      bank      pound      dollar      euro      cent
- 2 borrow      spend      earn      give      lend      receipt
- 3 bookstore      pharmacy      grocery      street      supermarket      department store
- 4 discount      sale      low price      cheap      rent      special offer

**6** Read the sentences a–j and find pairs that mean the same thing.

- |                             |                                    |                         |                          |
|-----------------------------|------------------------------------|-------------------------|--------------------------|
| a The price is \$6.         | b I got 50% off.                   | c It's free.            | d It's too expensive.    |
| e It was half price.        | f <del>It costs six dollars.</del> | g The price has fallen. | h The price is too high. |
| i It's cheaper than it was. | j It doesn't cost anything.        |                         |                          |

*Example: a and f*

- ..... and .....
- ..... and .....
- ..... and .....
- ..... and .....

**TIP** It's important to understand different ways to say the same thing, e.g. *cheap* means the same as *inexpensive*.



## Exam Practice Test 1

## Reading and Writing Part 1

## Questions 1–6

For each question, choose the correct answer.

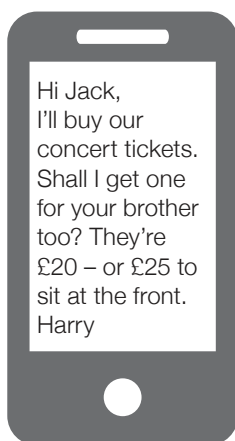
1

**Rockerfeller Zoo**  
 Adults: £15.50  
 Children under 16: £11.75  
 Buy two child tickets to  
 receive a third for free

What do we learn from this notice?

- A There are discounts for everyone who comes to the zoo.
- B Children can only come into the zoo if they're with an adult.
- C If three children visit the zoo, only two of them must buy a ticket.

2



What does Harry want to know?

- A if Jack wants to go to the concert
- B how much the concert tickets cost
- C how many tickets to buy for the concert

3

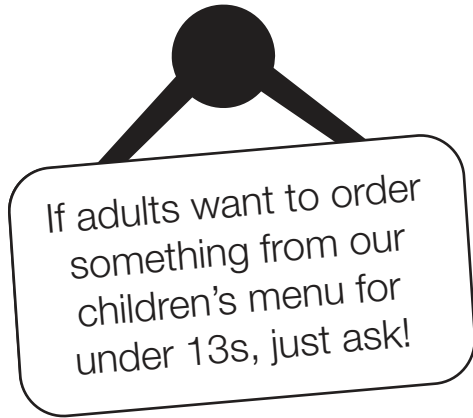
**Auckland Station**

*Too much luggage?  
 Take the lift.  
 It's safe and quick.*

This sign tells you

- A where to find the lift at the station.
- B what to do if you have a lot of heavy things to carry.
- C where to go if something dangerous takes place.

4



What is this notice saying?

- A The children's menu is only for younger guests.
- B Anyone can order food from the children's menu.
- C Guests who are 13 or over can have adult meals.

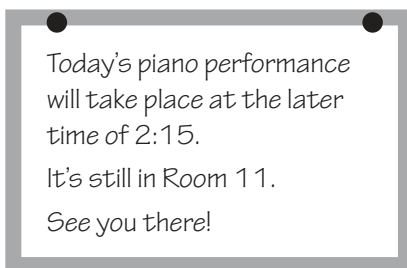
5

It's OK not to be OK.  
 Talk to us any time.  
 We're here to listen.  
 Call us on: 0800 234456

This message is for people who want to

- A receive some helpful advice.
- B make some new friends.
- C help people who have problems.

6



Which detail about the concert has changed?

- A when it starts
- B where it is happening
- C which instrument is being played

### Advice

- 2 In Harry's email, what question does he ask?
- 3 What do you think **not to be OK** means?

### Remember

Read each text carefully and then decide what the context is.